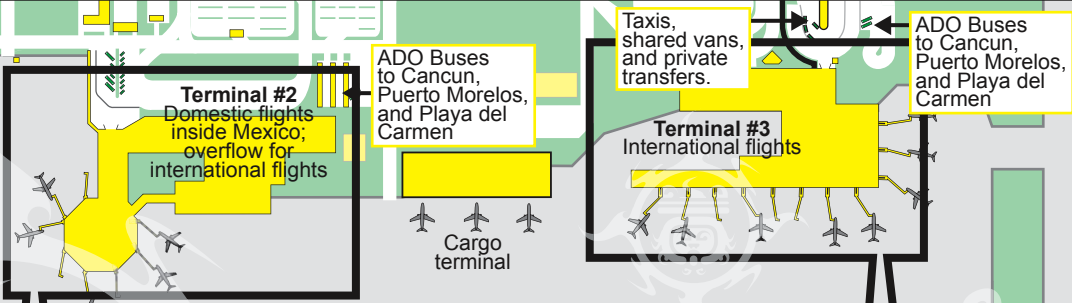


Arrivals

Copyright, 2012 by Perry McFarlin for Can-Do Publishing, Inc. All rights reserved. Reproduction of this material other than for your personal vacation-use is prohibited.

Terminal #1
Charter flights (Mayair from Cozumel), private planes

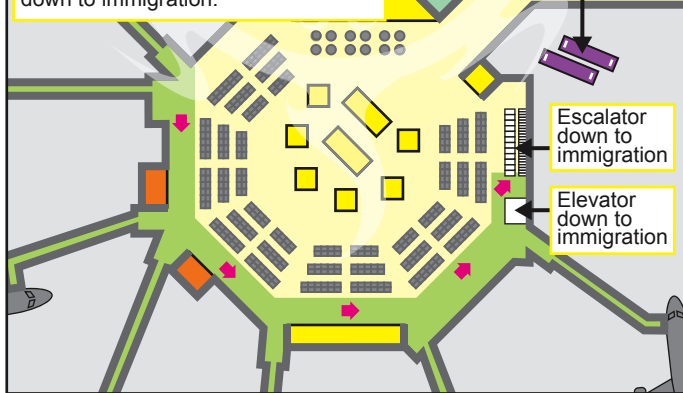


Most International flights use terminal #3.

Terminal 2: Deplaning (second level)

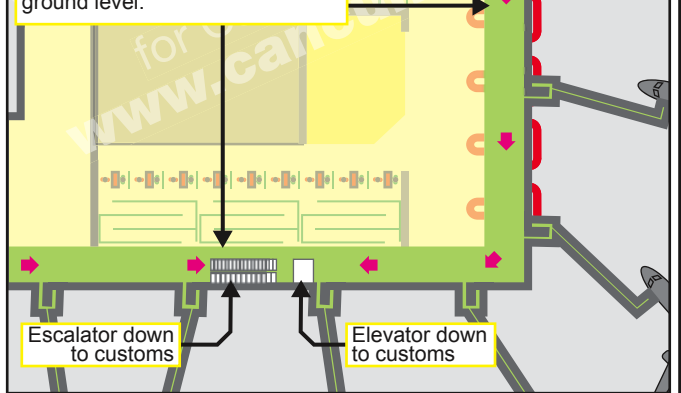
If your plane pulls up to the terminal, you'll enter terminal #2 into what is actually the departure waiting area — it can be confusing. Walk around the outside edge of the terminal until you come to an escalator (or the elevator) that goes down to immigration.

If your plane parks on the tarmac, you'll take a bus to the immigration area located on the first level.

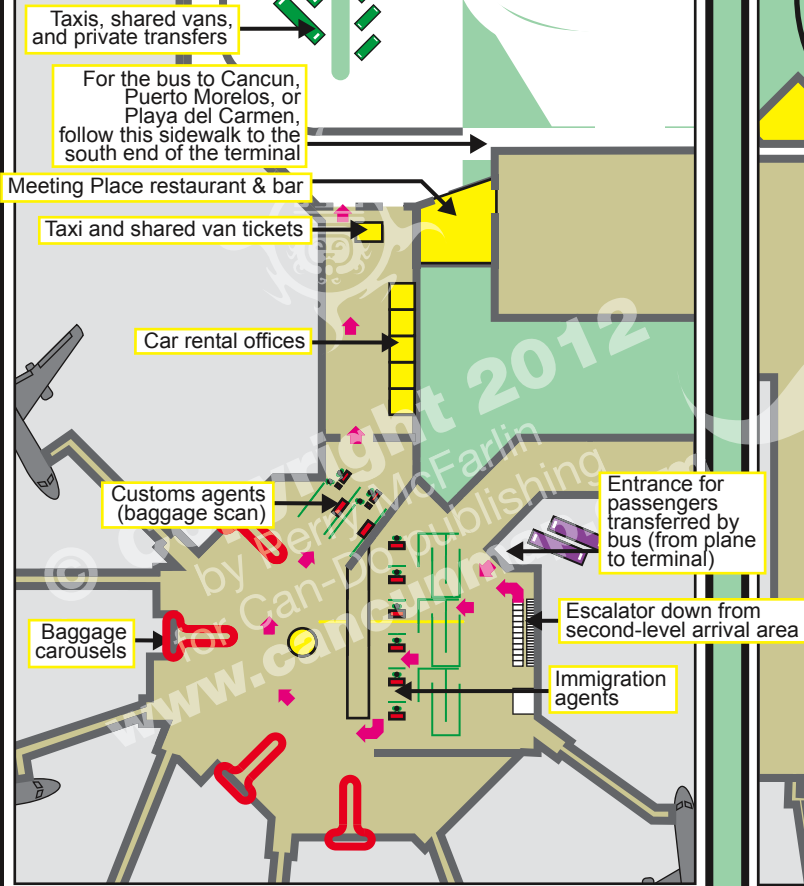


Terminal 3: Deplaning (second level)

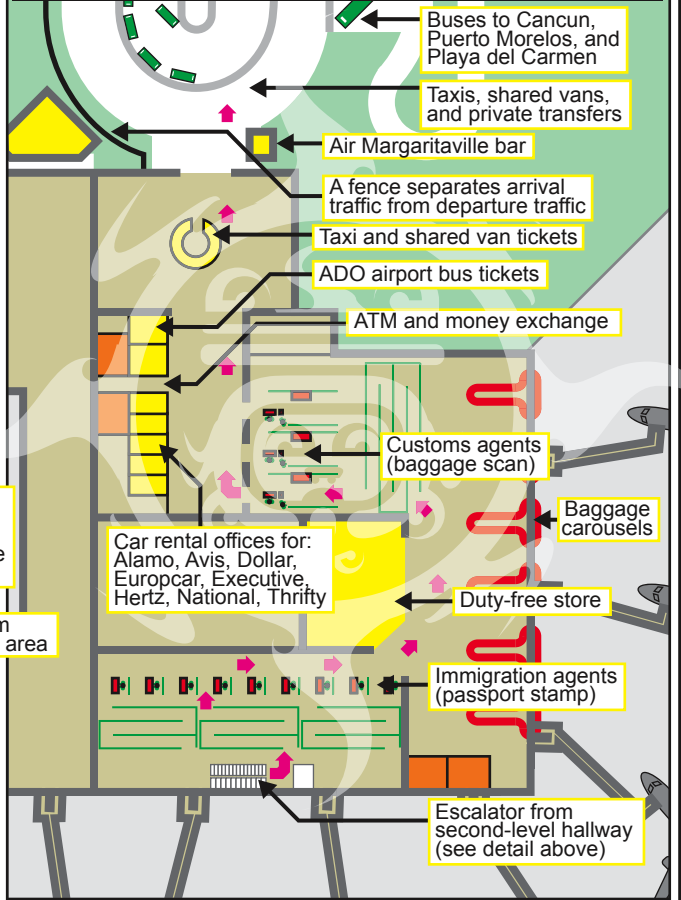
At terminal #3, your plane will pull up to the terminal. After exiting, follow the hallway that wraps around the outside edge of the terminal to the escalator (or the elevator) that goes down to immigration located on the ground level.



Terminal 2: Immigration & customs (ground level)



Terminal 3: Immigration & customs (ground level)



Immigration & customs

STEP 1: Arrival

During your flight you will fill out an immigration form and a customs declaration form. As you enter the terminal, an agent will ask to see your paperwork to make sure it is properly filled out for customs agents (Be sure to bring a pen).

- **Arriving at Terminal #3** (see map on other side).

The jet bridge from your plane will lead to a long hallway on the second level of the building. Follow the hallway to an escalator (or elevator) leading down to the immigration area.

- **Arriving at Terminal #2** (see map on other side).

There are two ways that passengers may enter terminal #2:

OPTION #1: If your plane parks away from the terminal, you'll walk down stairs to a bus that will drive you to the immigration entrance.
OPTION #2: If your plane pulls up to the terminal, you will enter on the second floor (where people are waiting to leave Cancun). Follow the roped areas around the outside walls of the terminal until you come to an escalator (or elevator) leading down to the customs area.

STEP 2: Immigration

- Have your passport and immigration form ready.
 - Turn your cell phone off & don't take photographs.
 - Look for the shortest line, or the line served by the most agents.
- An agent will stamp your passport and immigration form, then tear off a section of the form, which becomes your tourist card. You must show this tourist card when you leave Cancun, so keep it in a safe place (more information on other side).

STEP 3: Baggage claim

This process is like any other airport, except it can be confusing and frustrating if a lot of planes arrive at the same time.

STEP 4: Customs

This area moves quickly even if lines are long. But, if lines are all the way to the back of the building, you might be here awhile.

Two systems are used to control what is coming into Mexico. First, you will place your bags on a scanner that looks for weapons and drugs. Then, you will give your customs form to an agent and push a button that randomly controls a stoplight. A green light means you pass through and begin your vacation; a red light requires you to stop for a quick inspection of your bags.

STEP 5: Transportation

NOTE: Do not talk to the timeshare representatives in the hallway after you leave customs. Only stop at the ADO bus booth, or the official transportation booth.

Tourist cards

During your flight to Cancun you'll fill out a Mexican immigration card. It has two sections; one is kept by the immigration agent, the other is stamped and returned to you. This portion is commonly referred to as a "tourist card." DO NOT LOSE THIS CARD! It has to be handed in at the check-in counter when you depart. If you do not have it, you'll have to go to the immigration office in terminal #2 for a replacement. At one time they charged \$45us for the service, they currently are not charging; but this could change.

Still, it could be a hassle minutes before a departure, so check your card the day before you leave. If it's missing, you can take care of it without worrying about your flight.

Car rental

Unless driving inland to explore the Mayan ruins, we prefer to use public transportation and taxis. If you do rent a car, there will be booths inside the airport for most companies and they will take you by shuttle to the rental office.

Rental companies at the airport include:

- Alamo
- Dollar
- Hertz
- Avis
- Europcar
- National
- Budget
- Executive
- Thrifty

Transportation to your hotel

If you purchase a flight and hotel through a travel agent, your package will probably include round-trip transportation to/from your hotel (typically a shared van to your hotel, and private taxi on your return to the airport). Below is a description of the various options:

- **Shared vans.** One of the least expensive options. These vans depart only when full of passengers. When the airport is busy that can only take a few minutes; during slower times you may have a longer wait. Depending upon your location on the route, you may have to stop at several hotels to let other people off.
- **Bus to downtown Cancun.** The least expensive option, but not a good choice if you are staying in the hotel zone (taxi fare adds to the cost). People often use this bus when going to Isla Mujeres. Taxi fare from the bus station to the ferry dock is an additional \$6us.
- **Bus to Playa del Carmen.** The least expensive option. Once at the main bus station in Playa del Carmen, you can take a taxi to your hotel. This bus also stops along the highway at Puerto Morelos, where you can catch a taxi to your hotel.
- **Private taxi.** Typically the most expensive form of transportation, but you'll get to your hotel quickly.
- **Private transfers.** Can often be the best bargain for two or more people, plus it's a fast way to your hotel. The private transfer prices shown below are based on the purchase of round-trip transportation.

For more information visit www.cancunmap.com/transfers.html

Airport to Cancun

	Speed	price for 1 person	price for 2 people	price for 3 people	price for 4 people
Bus		\$4us per person*			
Shared van		\$16us per person			
Private taxi		\$64us	\$64us	\$64us	\$64us
Private transfer		\$27.50us**	\$27.50us**	\$27.50us**	\$33us**

* Add about \$5us taxi fare to a downtown hotel or the Isla Mujeres ferry.

** Price shown is 1/2 of round-trip fare purchased through USA transfers. Total round-trip for 1 to 3 people, \$55us.

Airport to Puerto Morelos

	Speed	price for 1 person	price for 2 people	price for 3 people	price for 4 people
Bus		\$9.50us per person*			
Shared van		\$27us per person			
Private taxi		\$74us	\$74us	\$74us	\$74us
Private transfer		\$35us**	\$35us**	\$35us**	\$43us**

* Add about \$5us taxi fare from highway bus stop to hotel.

**Price shown is 1/2 of round-trip fare purchased through USA transfers. Total round-trip for 1 to 3 people, \$69us.

Airport to Playa del Carmen

	Speed	price for 1 person	price for 2 people	price for 3 people	price for 4 people
Bus		\$9.50us per person*			
Shared van		\$32us per person			
Private taxi		\$95us	\$95us	\$95us	\$95us
Private transfer		\$55us**	\$55us**	\$55us**	\$60us**

* Add about \$8us taxi fare from bus station to hotel.

**Price shown is 1/2 of round-trip fare purchased through USA transfers. Total round-trip for 1 to 3 people, \$109us.

Airport to Tulum

	Speed	price for 1 person	price for 2 people	price for 3 people	price for 4 people
Bus		\$9.50us per person (to Playa del Carmen)*			
Shared van		\$53us per person			
Private taxi		\$164us	\$164us	\$164us	\$164us
Private transfer		\$73us**	\$73us**	\$73us**	\$95us**

* Taxi from Playa del Carmen to Tulum is approximately \$45us.

**Price shown is 1/2 of round-trip fare purchased through USA transfers. Total round-trip for 1 to 3 people, \$145us.